

* Hand Soap

Jangro *

BK104-50



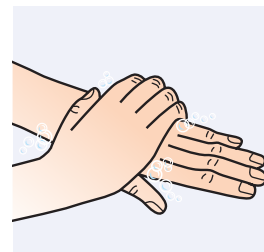
Instruction
for uses:



1 Remove any jewellery from hands and wrists to allow effective cleaning. Wet hands with clean water and apply hand soap.



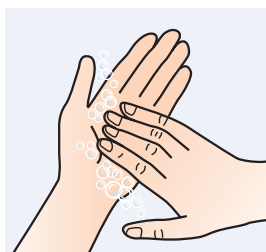
2 Rub hands to produce a lather.



3 Right palm over the back of the left hand and vice versa.



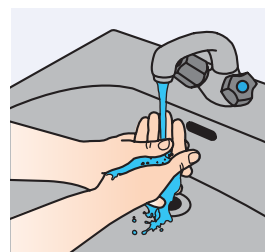
4 Intertwine the fingers of the right hand over the left and vice versa. Pay particular attention to the areas between fingers and finger nails.



5 Rotationally rub backwards and forwards with clasped fingers of the right hand in the left palm. Change hands and repeat.




6 Grip the left wrist and work cleanser into the skin. Do the same with the right wrist.



7 Rinse of all traces of soap and lather with clean water.



8 Dry hands thoroughly with a disposable paper towel.



9 Discard paper towel in waste bin, avoid touching the bin.

Areas for use



Health & Safety

Please refer to relevant COSHH Safety Data Sheet

www.jangro.net

Scan QR code for further product details

Professional

Product Usage Guide