

# \* Bactericidal Foam Hand Wash

Jangro \*

## BK109-C1

Instructions  
for use:



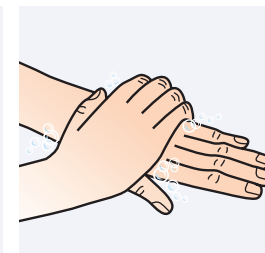
- 1 Insert cartridge into the wall mounted dispenser



- 2 Remove any jewellery from hands and wrists to allow effective cleaning. Wet hands with clean water and apply hand soap.



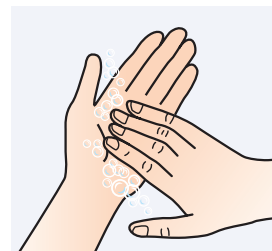
- 3 Rub hands to produce a lather.



- 4 Right palm over the back of the left hand and vice versa.



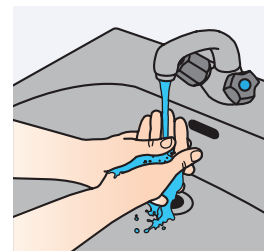
- 5 Intertwine the fingers of the right hand over the left and vice versa. Pay particular attention to the areas between fingers and finger nails.



- 6 Rotationally rub backwards and forwards with clasped fingers of the right hand in the left palm. Change hands and repeat.




- 7 Grip the left wrist and work cleanser into the skin. Do the same with the right wrist.



- 8 Rinse of all traces of soap and lather with clean water.



- 9 Dry hands thoroughly with a disposable paper towel.



- 10 Discard paper towel in waste bin, avoid touching the bin.

Areas for use



**Health & Safety**

Please refer to relevant COSHH Safety Data Sheet

[www.jangro.net](http://www.jangro.net)

Scan QR code for further product details

Professional



Product Usage Guide