

* Alcohol Gel Hand Rub with moisturiser

Jangro *

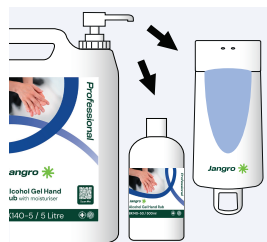


DANGER

BK140-5



Instructions for use:



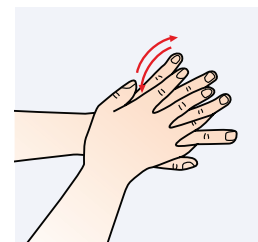
1 Use pelican pump on 5L bottle to dispense into pump bottle or dispenser.



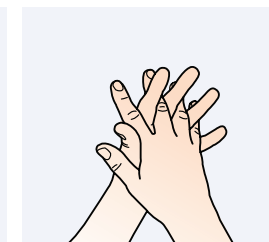
2 For use on visibly clean hands only. If hands are dirty, wash with soap and water, rinse and dry before applying.



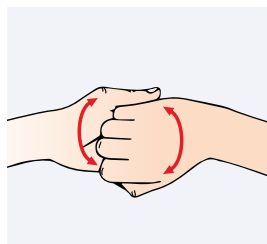
3 1 pump is approx. 2ml. Use sufficient product (2 – 4ml) to ensure complete coverage. Start by rubbing hands palm to palm.



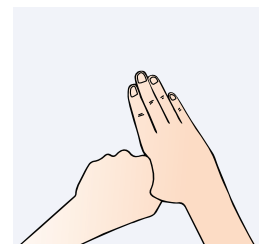
4 Rub back of each hand with palm of other hand with fingers interlaced.



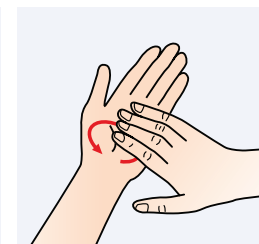
5 Rub palm to palm with fingers interlaced.



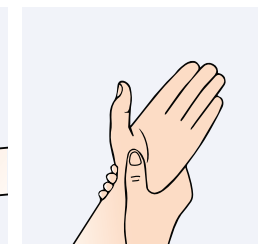
6 Rub with back of fingers to opposing palms with fingers interlocked.



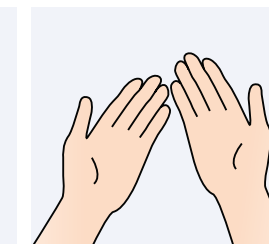
7 Rub each thumb clasped in opposite hand using rotational movement.



8 Rub fingers in opposite palm in a circular motion.



9 Rub each wrist with opposite hand.



10 Rub until hands are dry. Steps 3 – 9 should take at least 60 seconds.

Areas for use



Health & Safety

Please refer to relevant COSHH Safety Data Sheet

www.jangro.net

Scan QR code for further product details

Professional



Product Usage Guide