

* Alcohol Gel Hand Rub with moisturiser

Jangro *

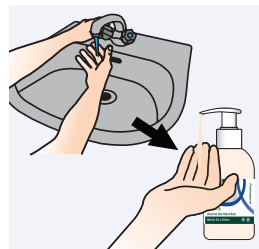


DANGER

BK140-50



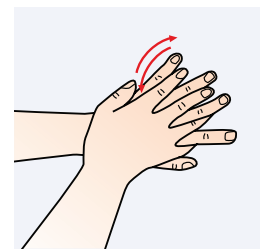
Instructions
for use:



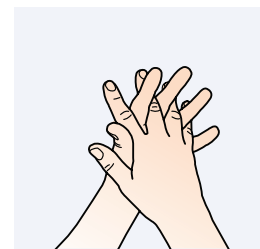
1 Remove any jewellery from hands and wrists to allow effective cleaning. Wet hands with clean water and apply hand soap and then dry.



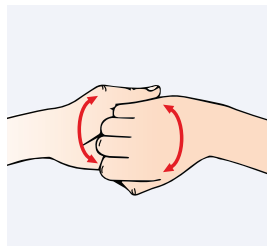
2 1 pump is approx. 2ml. Use sufficient product (2 – 4ml) to ensure complete coverage. Start by rubbing hands palm to palm.



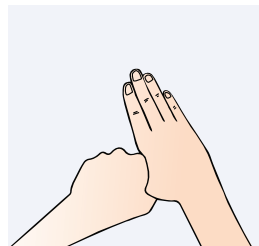
3 Rub back of each hand with palm of other hand with fingers interlaced.



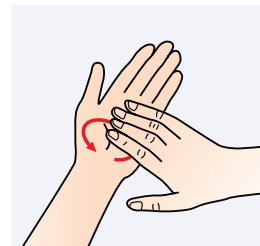
4 Rub palm to palm with fingers interlaced.



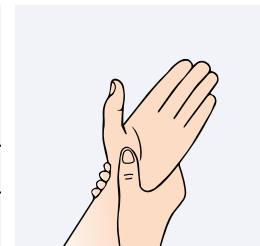
5 Rub with back of fingers to opposing palms with fingers interlocked.



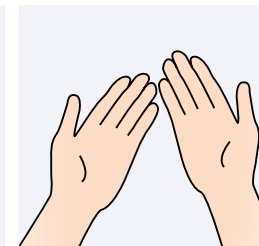
6 Rub each thumb clasped in opposite hand using rotational movement.



7 Rub fingers in opposite palm in a circular motion.



8 Rub each wrist with opposite hand.



9 Rub until hands are dry. Steps 3 – 9 should take at least 60 seconds.

Areas for use



Health & Safety

Please refer to
relevant COSHH
Safety Data Sheet

www.jangro.net

Scan QR code for further product details

Professional



Product Usage Guide